

**UNITED STATES BANKRUPTCY COURT**  
**Western District of Tennessee**  
**PETITIONS CLOSED FOR TWELVE MONTH PERIODS**  
**BY DIVISIONS**

<b>Apr 1, 2021 - Mar 31, 2022</b>			
	<b>Memphis</b>	<b>Jackson</b>	<b>Totals</b>
Chapter 7	1,545	499	2,044
Chapter 11	13	8	21
Chapter 12	0	1	1
Chapter 13	4,987	1,500	6,487
<b>Totals:</b>	<b>6,545</b>	<b>2,008</b>	<b>8,553</b>

<b>Apr 1, 2020 - Mar 31, 2021</b>			
	<b>Memphis</b>	<b>Jackson</b>	<b>Totals</b>
Chapter 7	2,178	742	2,920
Chapter 11	7	7	14
Chapter 12	0	1	1
Chapter 13	5,584	1,647	7,231
<b>Totals:</b>	<b>7,769</b>	<b>2,397</b>	<b>10,166</b>

<b>Apr 1, 2019 - Mar 31, 2020</b>			
	<b>Memphis</b>	<b>Jackson</b>	<b>Totals</b>
Chapter 7	2,575	919	3,494
Chapter 11	22	3	25
Chapter 12	1	1	2
Chapter 13	8,081	1,860	9,941
<b>Totals:</b>	<b>10,679</b>	<b>2,783</b>	<b>13,462</b>

<b>Apr 1, 2018 - Mar 31, 2019</b>			
	<b>Memphis</b>	<b>Jackson</b>	<b>Totals</b>
Chapter 7	2,753	946	3,699
Chapter 11	19	9	28
Chapter 12	0	0	0
Chapter 13	8,770	1,877	10,647
<b>Totals:</b>	<b>11,542</b>	<b>2,832</b>	<b>14,374</b>

<b>2022 Over 2021</b>			
	<b>Memphis</b>	<b>Jackson</b>	<b>Total %</b>
Chapter 7	(633)	(243)	-30.00%
Chapter 11	6	1	50.00%
Chapter 12	0	0	0.00%
Chapter 13	(597)	(147)	-10.29%
<b>Totals:</b>	<b>(1,224)</b>	<b>(389)</b>	<b>-15.87%</b>

<b>2022 Over 2021</b>		
	<b>Jackson</b>	<b>Total %</b>
Chapter 7	(243)	-32.75%
Chapter 11	1	14.29%
Chapter 12	0	0.00%
Chapter 13	(147)	-8.93%
<b>Totals:</b>	<b>(389)</b>	<b>-16.23%</b>

<b>% of Closings by Chap. By Div. Chapter % of</b>			
	<b>Memphis</b>	<b>Jackson</b>	<b>Total Closings</b>
Chapter 7	76%	24%	24%
Chapter 11	62%	38%	0%
Chapter 12	0%	100%	0%
Chapter 13	77%	23%	76%
<b>Totals:</b>	<b>77%</b>	<b>23%</b>	<b>100%</b>

<b>% of Closings by Chap. By Div. Chapter % of</b>			
	<b>Memphis</b>	<b>Jackson</b>	<b>Total Closings</b>
Chapter 7	75%	25%	29%
Chapter 11	50%	50%	0%
Chapter 12	0%	100%	0%
Chapter 13	77%	23%	71%
<b>Totals:</b>	<b>76%</b>	<b>24%</b>	<b>100%</b>

<b>% of Closings by Chap. By Div. Chapter % of</b>			
	<b>Memphis</b>	<b>Jackson</b>	<b>Total Closings</b>
Chapter 7	74%	26%	26%
Chapter 11	88%	12%	0%
Chapter 12	50%	50%	0%
Chapter 13	81%	19%	74%
<b>Totals:</b>	<b>79%</b>	<b>21%</b>	<b>100%</b>

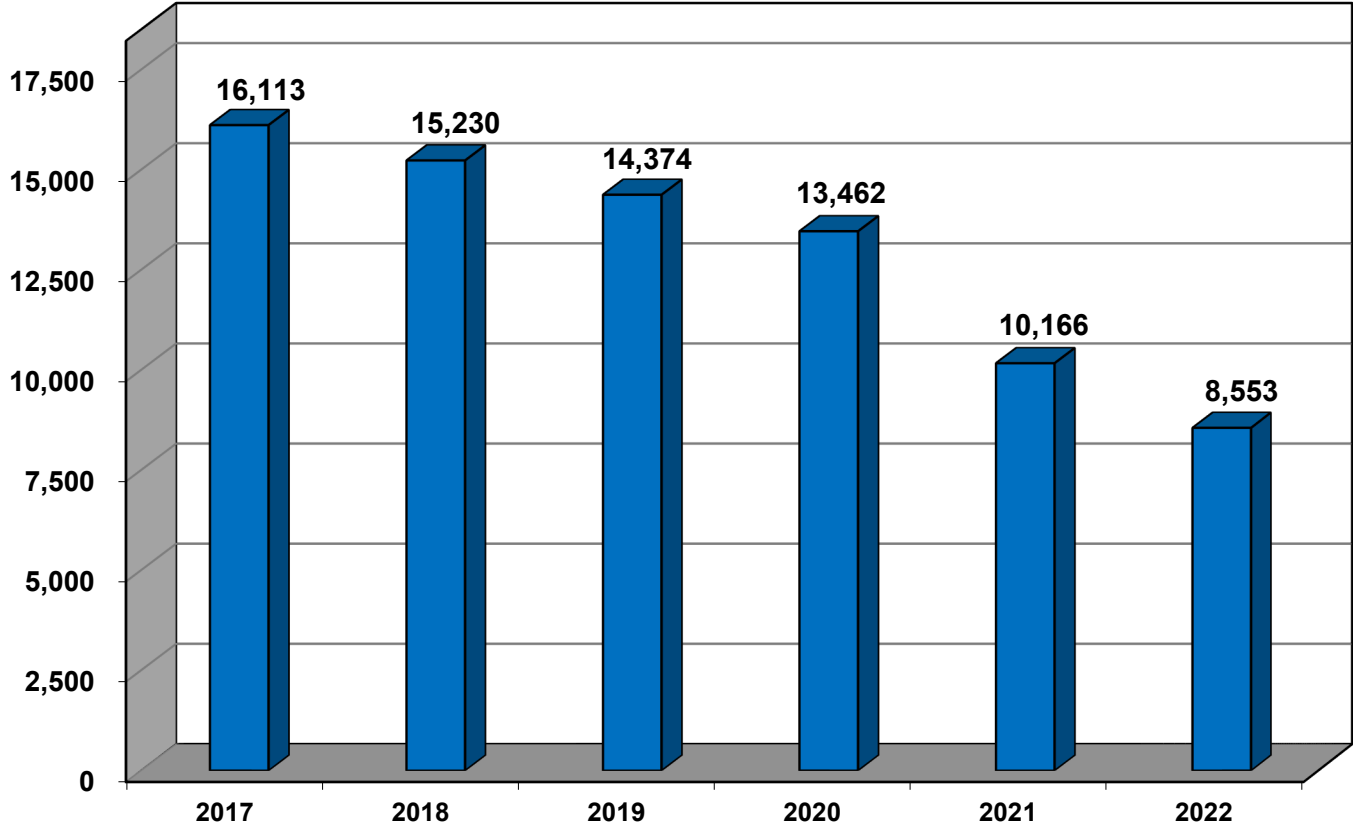
<b>% of Closings by Chap. By Div. Chapter % of</b>			
	<b>Memphis</b>	<b>Jackson</b>	<b>Total Closings</b>
Chapter 7	74%	26%	26%
Chapter 11	68%	32%	0%
Chapter 12	0%	0%	0%
Chapter 13	82%	18%	74%
<b>Totals:</b>	<b>80%</b>	<b>20%</b>	<b>100%</b>

<p><b>Overall Change</b>  <b>2022 Over 2021</b>  <b>(Both Divisions)</b></p> <p><b>-15.87%</b></p>
--

<b>2022 Over 2021</b>		
	<b>Memphis</b>	<b>Total %</b>
Chapter 7	(633)	-29.06%
Chapter 11	6	85.71%
Chapter 12	0	0.00%
Chapter 13	(597)	-10.69%
<b>Totals:</b>	<b>(1,224)</b>	<b>-15.75%</b>

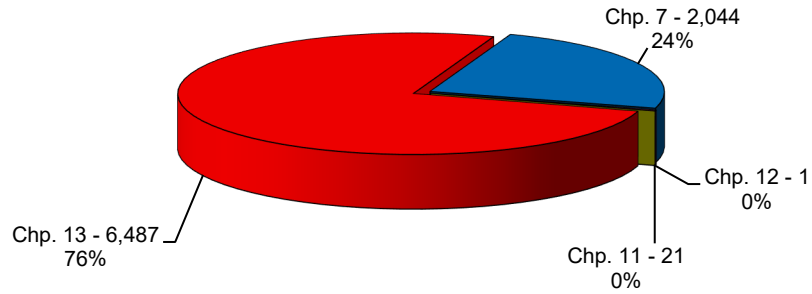
*Calculation of percentages are rounded to two places. .745 would be shown as .75 or 75%, and .744 would be displayed as .74 or 74%.*

**Total Closings For Western District By Year  
12 Month Period Ending Mar 31, 2022  
and Prior 12 Month Intervals**

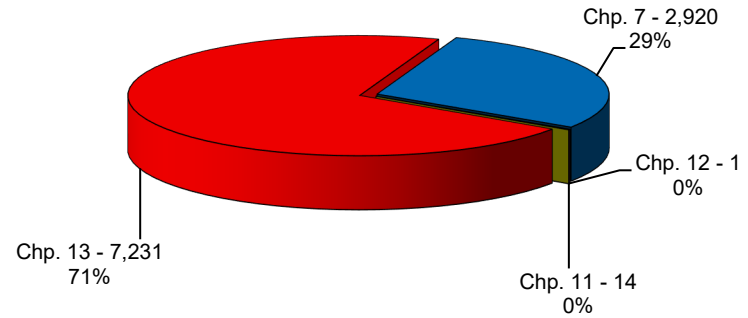


**United States Bankruptcy Court  
Western District of Tennessee**

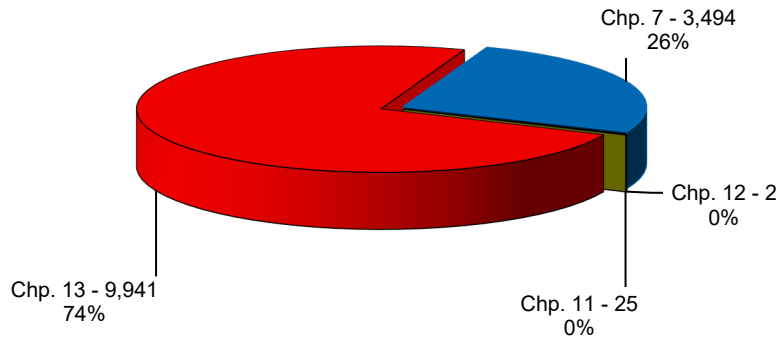
**Bankruptcy Case Closings  
Apr 1, 2021 thru Mar 31, 2022**



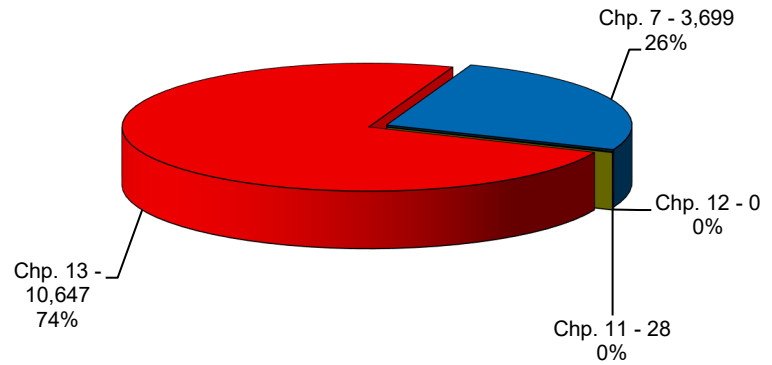
**Bankruptcy Case Closings  
Apr 1, 2020 thru Mar 31, 2021**



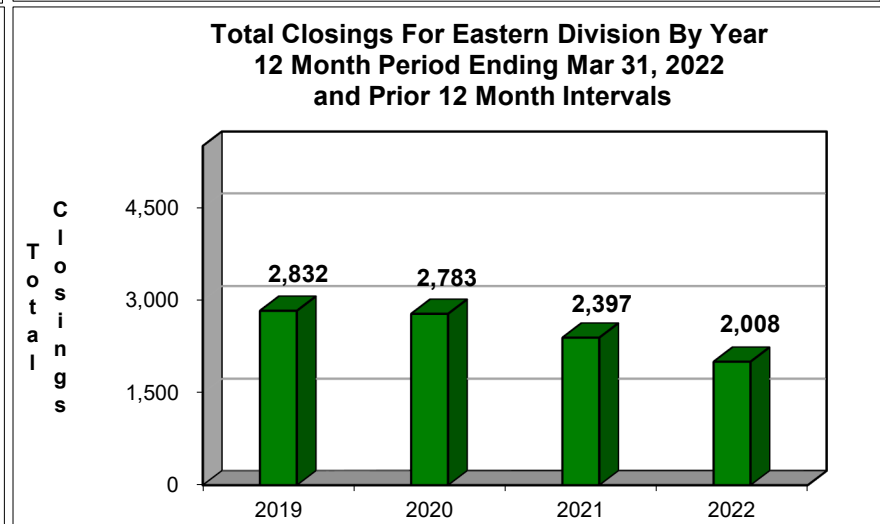
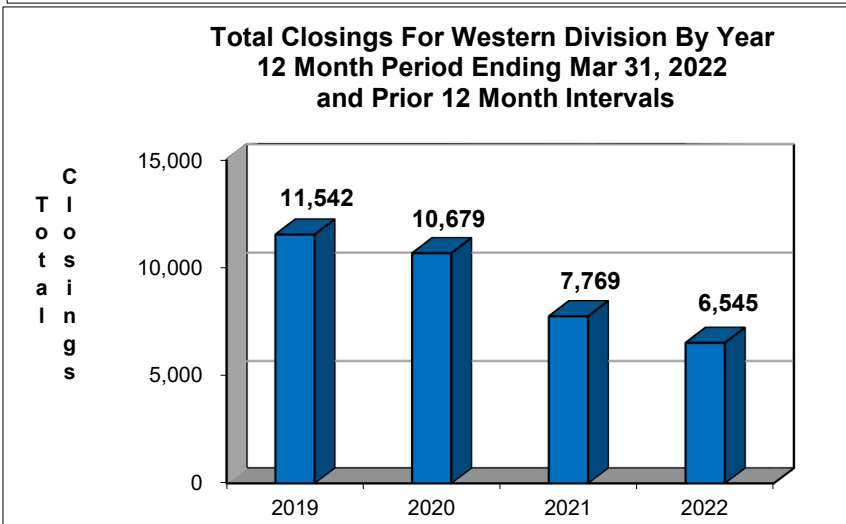
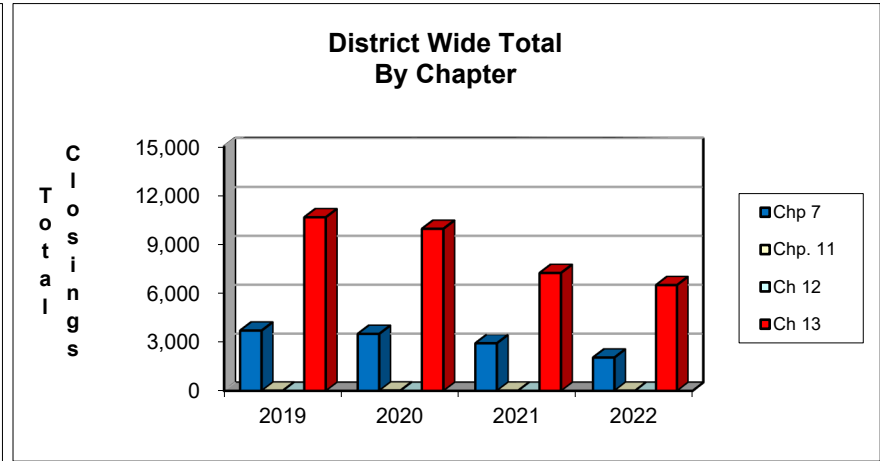
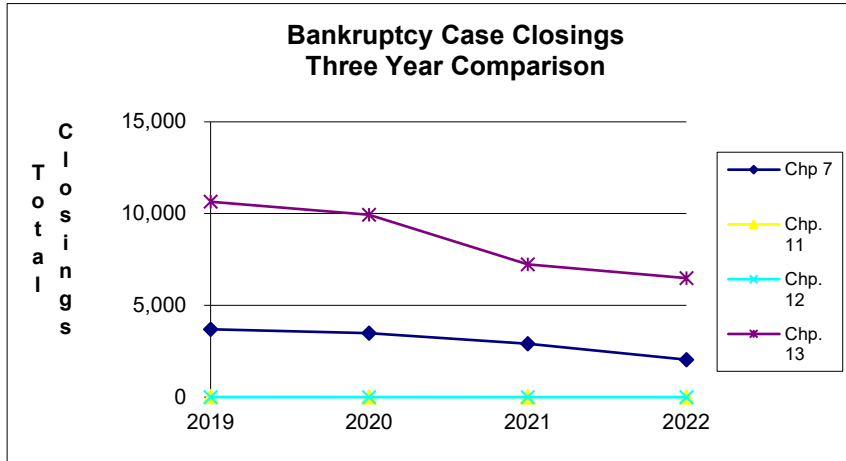
**Bankruptcy Case Closings  
Apr 1, 2019 thru Mar 31, 2020**



**Bankruptcy Case Closings  
Apr 1, 2018 thru Mar 31, 2019**



## United States Bankruptcy Court Western District of Tennessee



**NOTE: Data For Each Year was Calculated Beginning Mar 31, 2022 And Extending Backwards Twelve Months**